

# Exercise 3

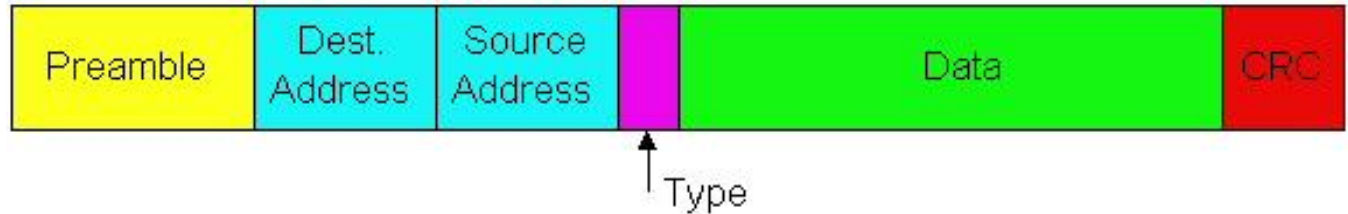
Florian Tegeler

# Switch tables

- Why does the switch table have a TTL?
  - Needs to remove MACs after a while to prevent overflows
  - Attention: If the switch interconnects other switches, the table quickly fills with MAC-port bindings (sometimes 250 entries per port possible -> can already lead to problems)
  - TTL has to balance the advantage of fast forwarding with the need for a small switching table

# Ethernet services

- Framing:



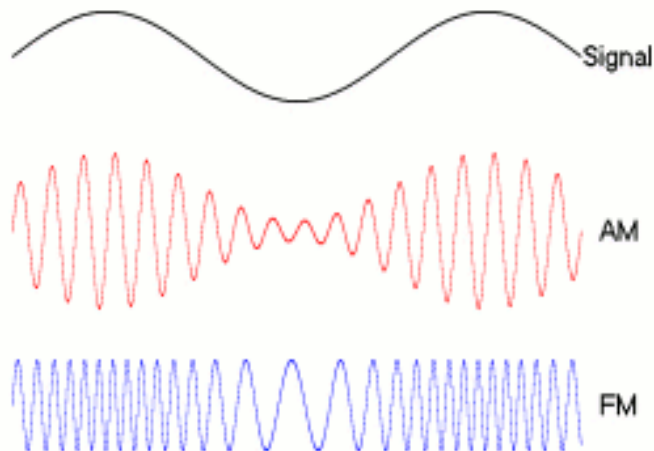
- Reliable delivery: unreliable, no ACKs/NACKs
- Flow control: Available but depends a bit on the standard. Uses pause frames to signal overflow. Imagine a switch having 24 100MBit/s ports but only 1GBit/s upload.
- Error detection/correction: CRC check at receiver, if error is detected, frame is simply dropped
- Media access: CSMA/CD or none (if it is really a star in FastEthernet), but because Ethernet is originally a BUS technology, it supports CSMA/CD

# SNR and BER

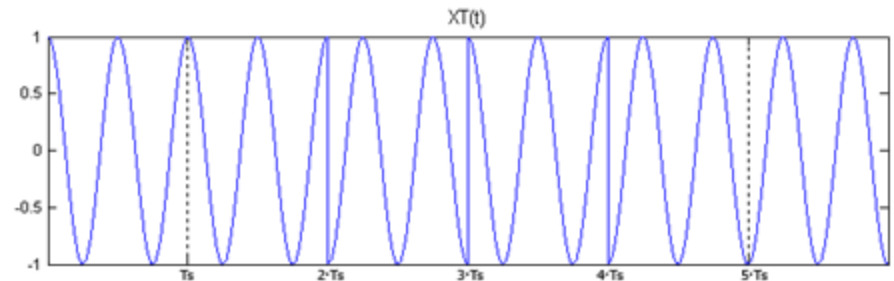
- How are SNR and BER connected? How can decreasing the transmission rate increase the throughput? Why is the slowest transmission rate BPSK not using amplitude modulation anymore?
- If the signal is good, the bit error rate is low (the signal is clear so it is easy to understand). If the signal quality is decreasing, BER is going up. Mathematical connection is based on the algorithm.
- If the signal is getting worse, it can be beneficial to switch to a clearer modulation allowing less max throughput but with the SNR a better throughput.

# QAM & BPSK

- Amplitude modulation is much more error prone
- QAM: Two,  $90^\circ$  shifted, waves are amplitude modulated, you can imagine two orthogonal waves

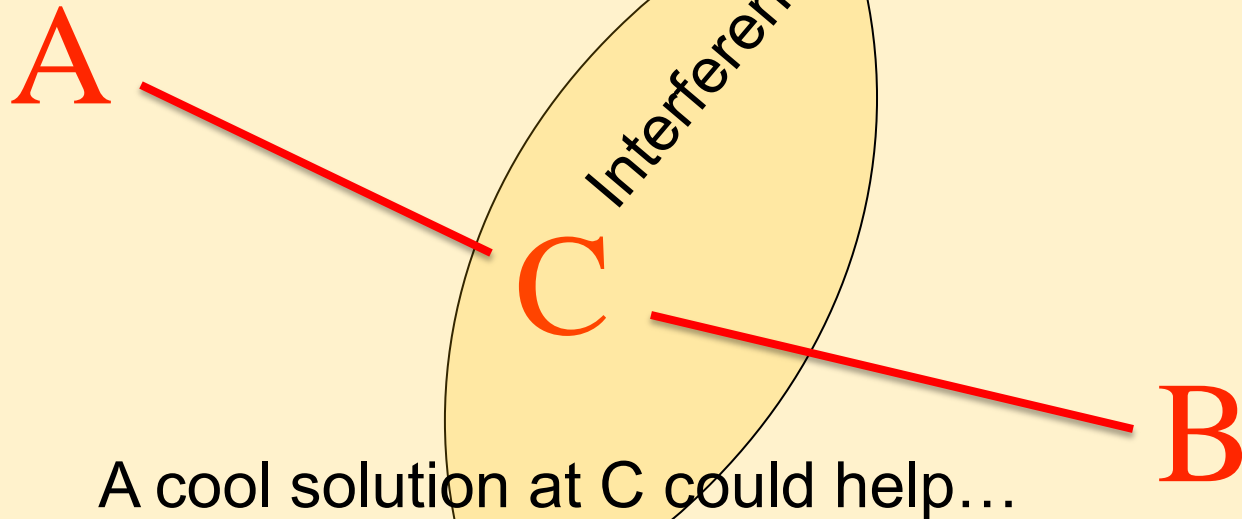


BPSK: very similar to frequency modulation



# Hidden terminal problem

- Why can a host B, hidden to either A or C, nevertheless interfere with the A-C link?



# PPP byte stuffing

- Draw a general PPP frame. How does the binary data “0011 1001 1111 1001 0101” change if it is add to the frame.

